

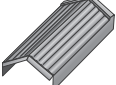














Project Name:

Date:

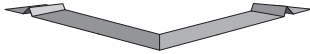
Description	Profile	Color	Calculations	Total
(A) <b>DECRA Shingle Plus</b> 20 panels per square; 14-1/2" exposure stone coated			Squares x 20 = Panels (10-15% Waste Factor)	
<b>DECRA Shingle Plus Panel Vent</b>			<b>Ventilation Calculator available at <a href="http://www.decra.com">www.decra.com</a></b>	
(B1) <b>Shingle Plus Hip &amp; Ridge (1)</b> As needed for hip, ridge & rake/gable stone coated	 14-1/2" exposure		Linear Feet x 12 ÷ Exposure = Pieces	
<b>Shingle Plus End Cap</b> stone coated			As needed for closure at hip & rake / gable with Hip & Ridge Pieces (B1)	
<b>DECRA Ridge Vent</b> (2) 20' rolls / package	 (2) 2-1/2" W x 1" H x 20' L	n/a	Linear Feet Ridge ÷ 20 = Packages Needed <b>Ventilation Calculator available at <a href="http://www.decra.com">www.decra.com</a></b>	
(B2) <b>XD<sup>®</sup> Rake/Gable Channel</b> For use along rakes/gables in place of Shingle Plus Hip & Ridge pieces stone coated	 6'6" Length		Linear Feet Rake/Gable ÷ 6 = Pieces Needed (Includes 6" Overlap)	
(B3) <b>XD<sup>®</sup> Channel</b> For use at roof to side walls, along hips (both sides) (x2)	 6'6" Length	n/a	Linear Feet ÷ 6 = Pieces Needed (x1) for sidewalls, including skylights and chimneys (x2) for hips (Includes 6" overlap)	
<b>DECRA High-Profile Debris Guard</b> For use along rakes/gables, hips & valleys as needed	 (2) 1-1/2" W x 1" H x 50' L	n/a	Linear Feet Rake/Gable ÷ 50 = Rolls Needed Linear Feet Hips/Valleys ÷ 50 (2) = Rolls Needed	
(C) <b>3.5" Fascia Metal (Eave) Flashing</b> stone coated	 6'6" Length		Linear Feet ÷ 6.4 = Pieces (Use 6.33 on a large job)	
(D) <b>Side Flashing</b> Roof-to-Wall Counter Flashing stone coated	 6'6" Length		Linear Feet ÷ 6.4 = Pieces (When estimating account for overlap)	
<b>Flat Sheet</b> 16" x 54" stone coated				
<b>Underpan</b> Panel Width x 24" (Use with Non-Lead Pipe Jacks) aluminum-zinc alloy coated steel		n/a	1 per Roof Penetration	
<b>XD<sup>®</sup> Valley</b> requires Shingle Valley Cap	 6'6" Length	n/a	Linear Feet of Valley ÷ 6 = Pieces Needed (Allow for 6" Overlap)	
<b>XD<sup>®</sup> Valley Cap</b> stone coated	 6'6" Length		= Total Linear Feet of Valley (no overlap)	
<b>Valley Metal</b> 10' Galvanized (Alternative Valley)	 Sourced locally	n/a	(When estimating account for overlap)	
<b>1x2 and or 2x2 Wood Battens (Non-Treated)</b>	Stacked 2x2s / 1x2s at hips and ridges as needed	n/a		
<b>Color Coordinated Corrosion Resistant Screws*</b> 1/4" Hex x 1-1/2"	500 pc / bag 4 bags / box		1 Bag Per 2 Squares**	
<b>Touch Up Kit</b>	Bag of stone chip & bottle of acrylic base coat (Use to touch up pipe or vent penetrations, transitions, and panels)			

Available Colors: Classic Cobblestone, Midnight Eclipse, Natural Slate, Old Hickory, Woodland Green

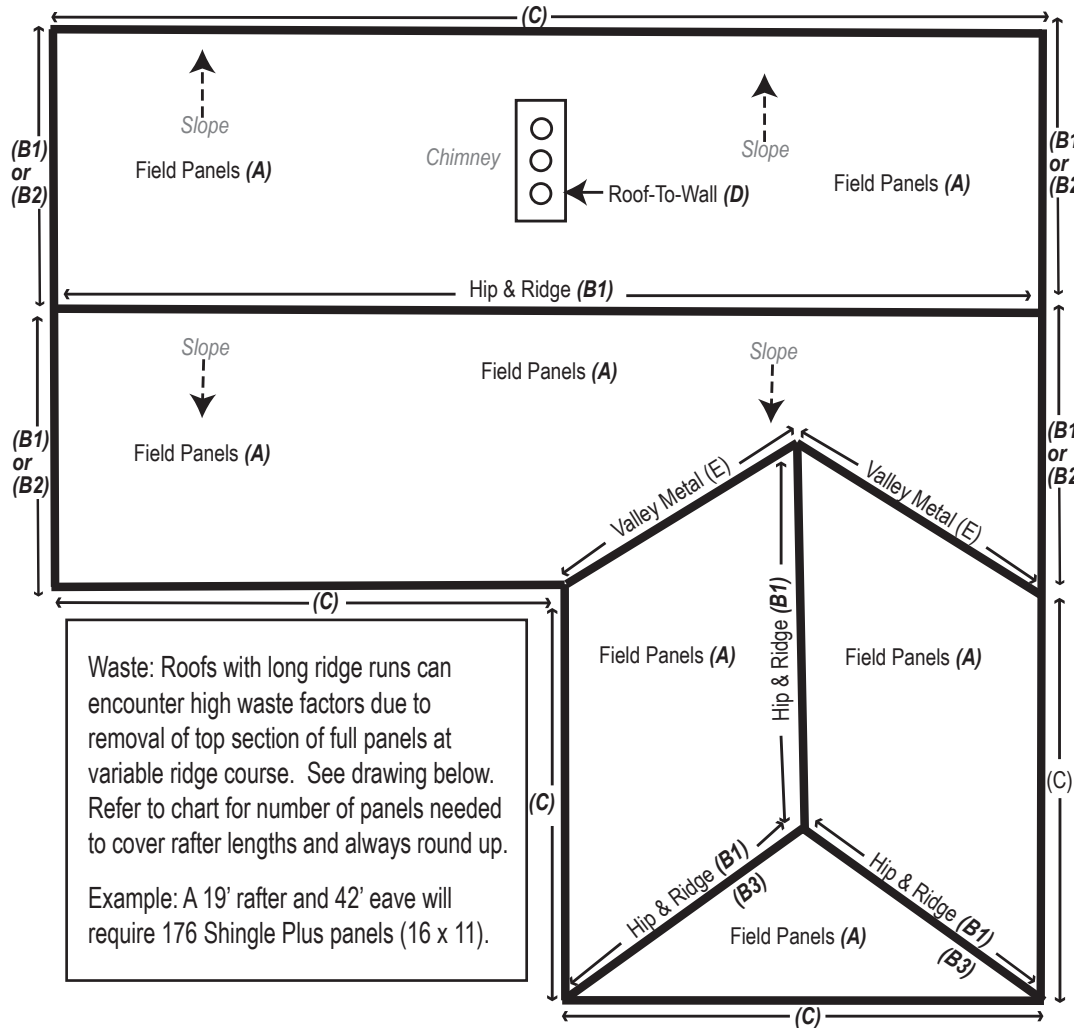
\*CONSULT LOCAL BUILDING CODES. \*\*HIGH WIND AREAS REQUIRE ADDITIONAL FASTENERS. COPPER AND LEAD ACCESSORIES ARE NOT TO BE USED DUE TO DISSIMILAR METAL REACTION. This estimate is provided in good faith and should not be assumed to reflect the exact components required to roof this plan. DECRA Roofing Systems will not be held liable for the accuracy of this estimate.

For Installation Questions Call DECRA Roofing Systems at 800-258-9740.

- (A) Field Panels**  
(8-12% waste)  
**Shingle Plus**  
20 panels per square
- (B1) Hip & Ridge (hip, ridge, rake/gable)**  
**Shingle Plus Hip & Ridge**  
14-1/2" exposure
- (B2) XD Rake/Gable (Option)**  
(For use with Shingle Plus on rake/gable)
- (B3) XD Channel**  
(roof-to-wall and along both sides of the hip) 6'6" Lengths
- (C) Fascia Metal (Eave) Flashing**  
3.5" vertical face
- (D) Side Flashing**  
4" Face, "Z" Bar counter flashing
- (E) Valley**  
**Valley Metal (Sourced Locally)**  
**10' lengths**  
Minimum 16" total width  
(For use with Shingle Plus)

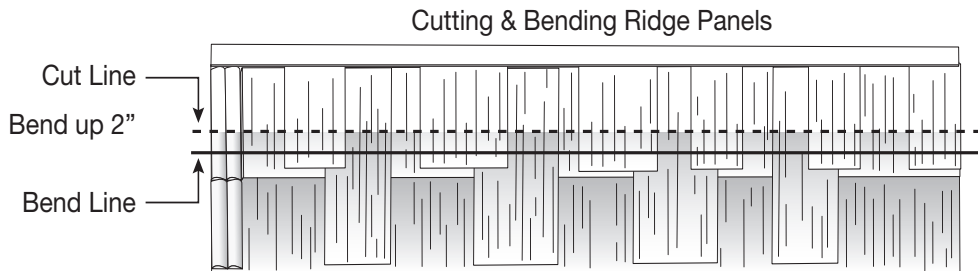


**XD Shingle Valley & Valley Cap**  
(For use with Shingle Plus)



Waste: Roofs with long ridge runs can encounter high waste factors due to removal of top section of full panels at variable ridge course. See drawing below. Refer to chart for number of panels needed to cover rafter lengths and always round up.

Example: A 19' rafter and 42' eave will require 176 Shingle Plus panels (16 x 11).



- ✓ Tin Snips
- ✓ Local Code Requirements
- ✓ Screw Gun
- ✓ Galvanized Pipe Jacks (No Lead)
- ✓ Battens for starter and to secure Hip & Ridge
- ✓ Tape Measure
- ✓ Circular Saw
- ✓ Polyurethane Sealant
- ✓ Hand Seamer

**Shingle Plus Panels Needed**

Rafter Length		Eave Length
1' 2"	1	4' 2"
2' 4.5"	2	8' 4"
3' 7"	3	12' 6"
4' 9.5"	4	16' 8"
6'	5	20' 10"
7' 2.5"	6	25'
8' 5"	7	29' 2"
9' 7.5"	8	33' 4"
10' 10"	9	37' 6"
12'	10	41' 8"
13' 3"	11	45' 10"
14' 5.5"	12	50'
15' 8"	13	54' 2"
16' 10.5"	14	58' 4"
18'	15	62' 6"
19' 3.5"	16	66' 8"
20' 6"	17	70' 10"
21' 8.5"	18	75'
22' 11"	19	79' 2"
24' 1.5"	20	83' 4"

Use as guide only